

# Wiring Diagrams for Bargman Trail-Lites 8-9, 86-88, 98-99

## Combination "Class A" Stop-Tail-Turn Signals

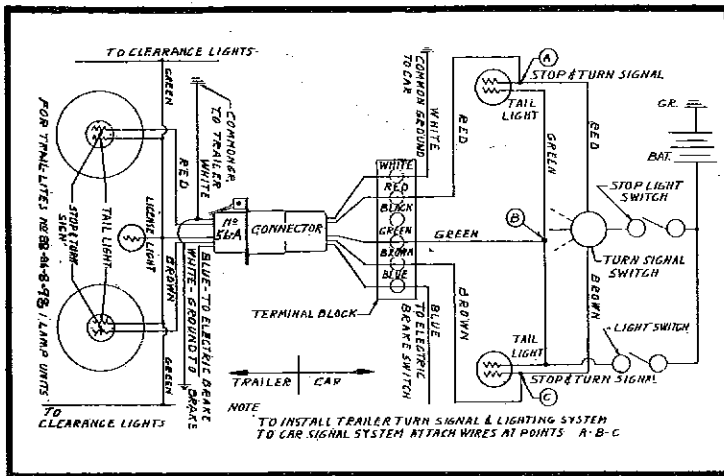


Diagram for wiring Trail-Lites 8, 86, 88 and 98 (single lamp models) to tow car using system in which stop light circuit on right or left side is interrupted by flashing turn signal.

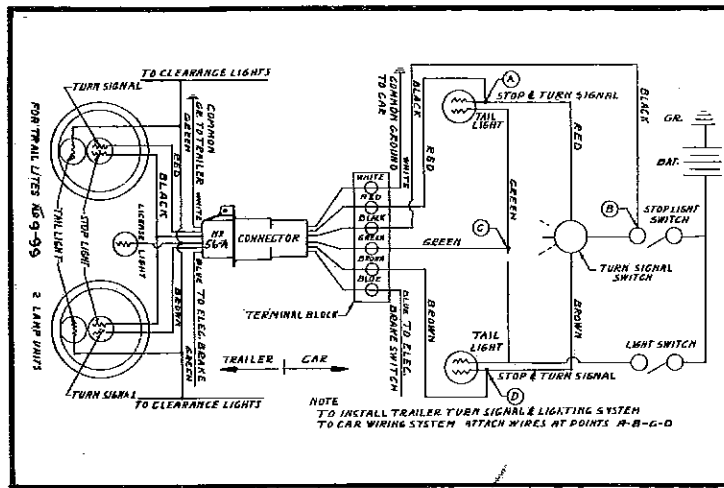


Diagram for wiring Trail-Lite 9 and 99 (2 lamp models) to tow car using wiring system in which stop light circuit on right or left side is interrupted by flashing turn signal.

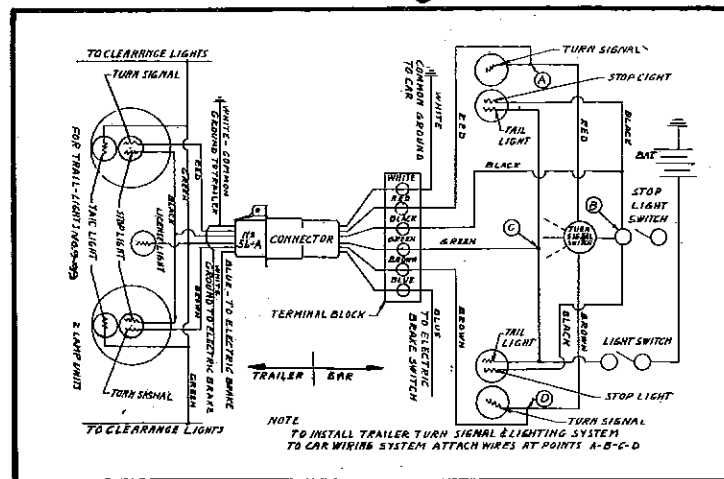
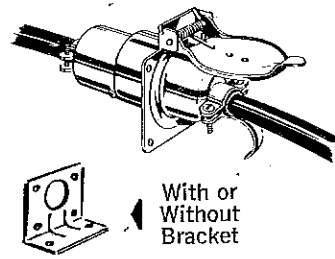
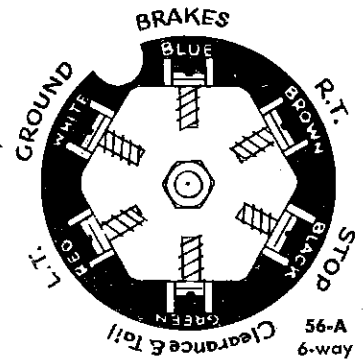


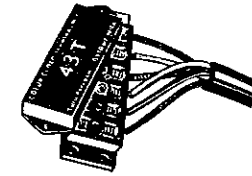
Diagram for wiring Trail-Lites 9 and 99 (2 lamp models) to tow car using separate stop and directional signal circuits.



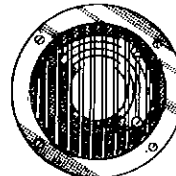
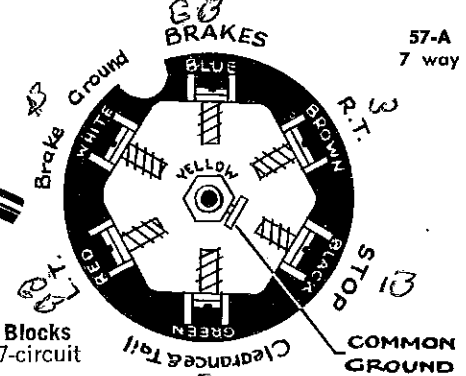
#56 6-circuit  
#57 7-circuit  
12 volt Color-coded Connector  
With or Without Bracket



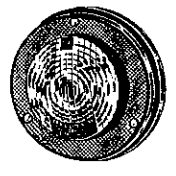
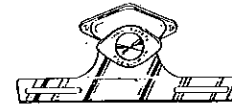
COLOR-CODED CAR END CORES



Color-coded Terminal Blocks  
43-T 6-circuit 47TB 7-circuit




Trail-Lite 5  
License Light & Bracket  
#721 aluminum finish  
#723 chrome




#8 #9  
Stop-Tail-Turn Signals

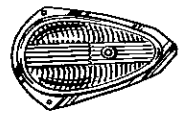
#98 A  
#99 A  
Stop-Tail-Turn  
Signal & Reflector



#88  
Stop-Tail-Turn Signal,  
License Light, Bracket  
& Reflector



#86  
Stop-Tail-Turn  
Signal & Reflector



#48  
Combination  
Clearance-Side  
Marker Light—  
Red & Amber

ALL BARGMAN FIXTURES HAVE COLOR-CODED LEADS

AMERICAN LAMPS USED IN ALL BARGMAN FIXTURES:

Trail-Lites 8, 86, 88, 98 . . . . .	12 volt	#1157
Trail-Lite 9 and 99 . . . . .	12 volt	#1157 & 67
License Light . . . . .	12 volt	#67
Clearance-Side Marker . . . . .	12 volt	#57

THEODORE **Bargman** COMPANY 13950 John R • Detroit, Michigan 48203