

Wiring Diagrams for Bargman Trail-Lites 8-9, 86-88, 98-99

Combination "Class A" Stop-Tail-Turn Signals

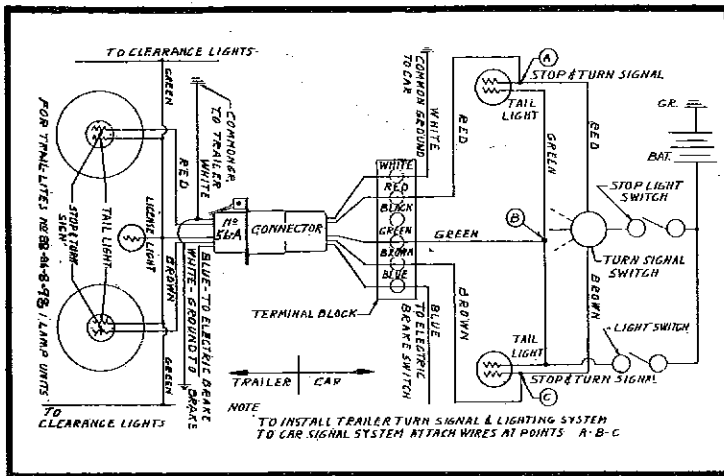


Diagram for wiring Trail-Lites 8, 86, 88 and 98 (single lamp models) to tow car using system in which stop light circuit on right or left side is interrupted by flashing turn signal.

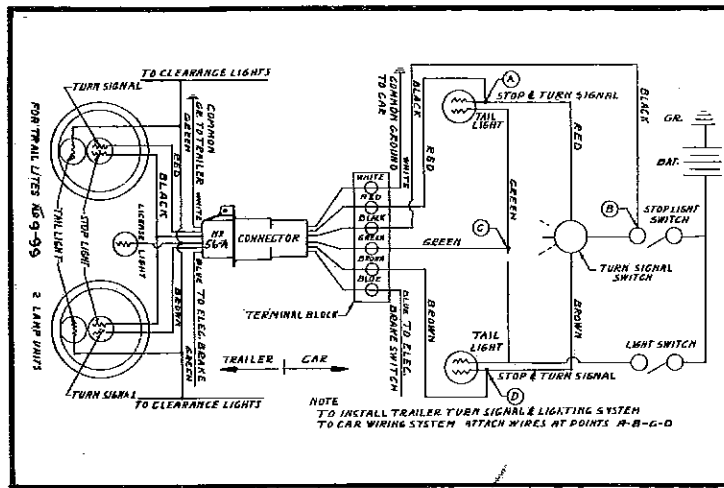


Diagram for wiring Trail-Lite 9 and 99 (2 lamp models) to tow car using wiring system in which stop light circuit on right or left side is interrupted by flashing turn signal.

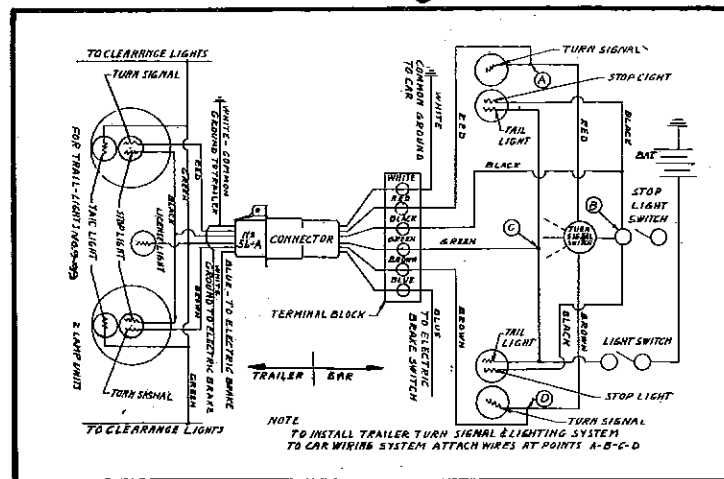
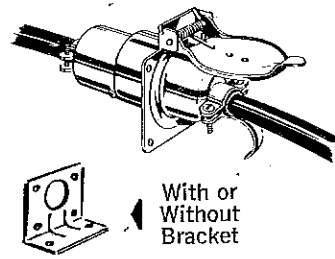
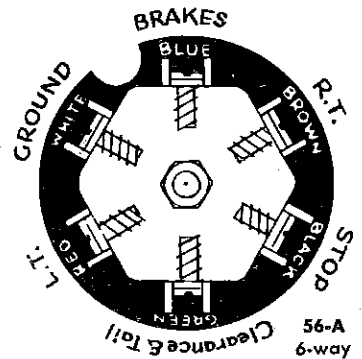


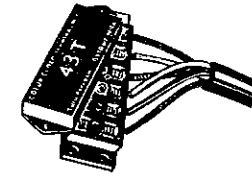
Diagram for wiring Trail-Lites 9 and 99 (2 lamp models) to tow car using separate stop and directional signal circuits.



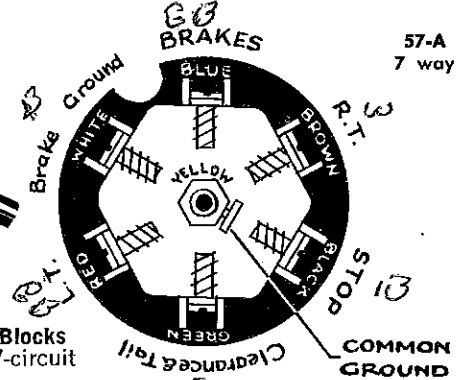
#56 6-circuit
#57 7-circuit
12 volt Color-coded Connector
With or Without Bracket



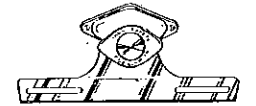
COLOR-CODED CAR END CORES



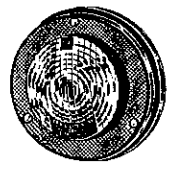
Color-coded Terminal Blocks
43-T 6-circuit 47TB 7-circuit




#8 #9
Stop-Tail-Turn Signals




Trail-Lite 5
License Light & Bracket
#721 aluminum finish
#723 chrome



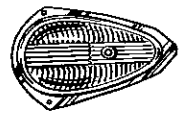
#98 A
#99 A
Stop-Tail-Turn
Signal & Reflector



#88
Stop-Tail-Turn Signal,
License Light, Bracket
& Reflector



#86
Stop-Tail-Turn
Signal & Reflector



#48
Combination
Clearance-Side
Marker Light—
Red & Amber

ALL BARGMAN FIXTURES HAVE COLOR-CODED LEADS

AMERICAN LAMPS USED IN ALL BARGMAN FIXTURES:

Trail-Lites 8, 86, 88, 98	12 volt	#1157
Trail-Lite 9 and 99	12 volt	#1157 & 67
License Light	12 volt	#67
Clearance-Side Marker	12 volt	#57

THEODORE **Bargman** COMPANY 13950 John R • Detroit, Michigan 48203