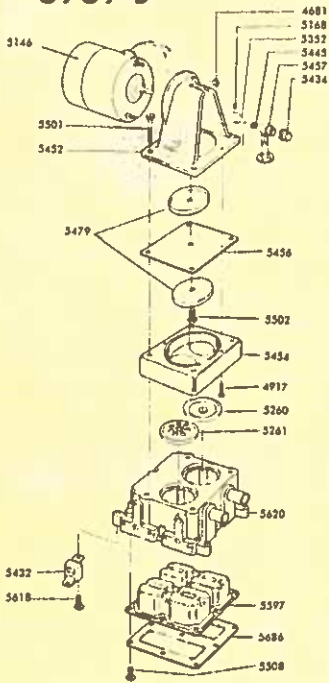
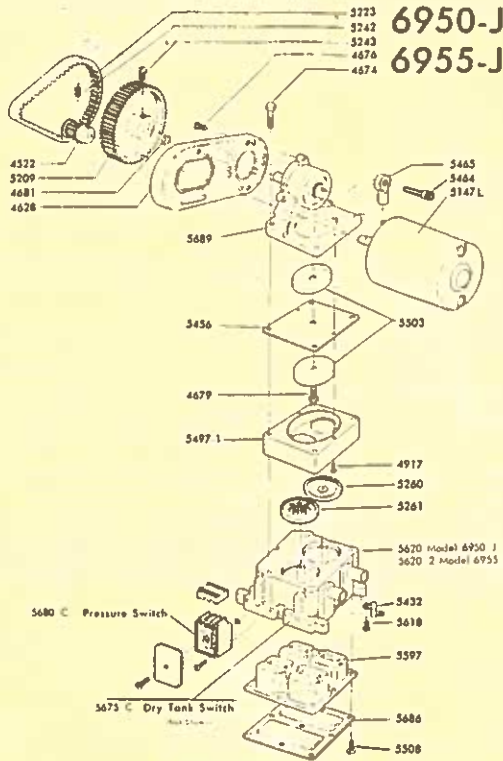


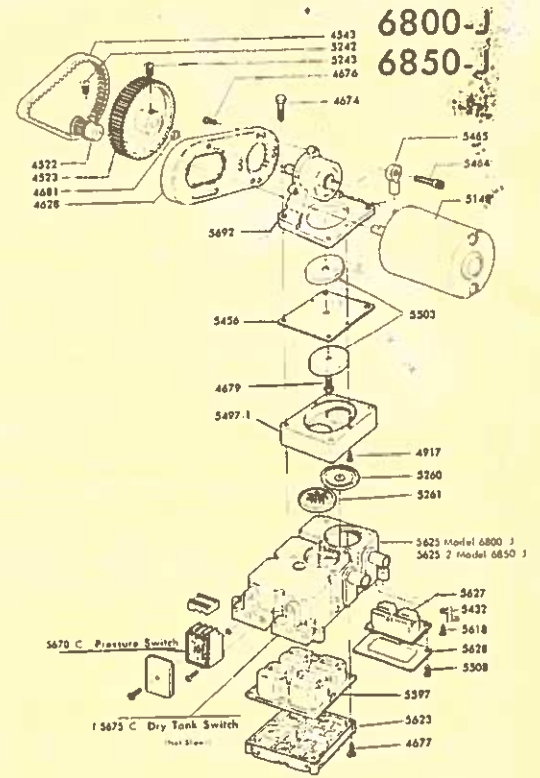
6969-J



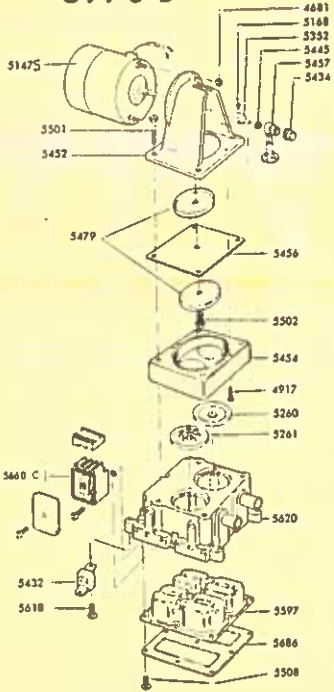
6950-J 6955-J



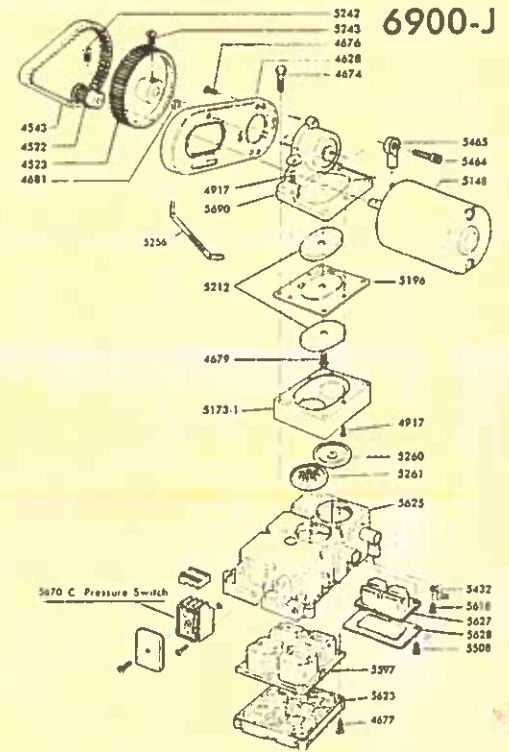
6800-J 6850-J



6970-J



6900-J



PUMP PARTS LIST

CAUTION ALL REPLACEMENT PARTS MUST BE SAME AS ORIGINAL EQUIPMENT.

Part No.	Description	Price
4522	Small Pulley	\$ 2.50
4523	Large Pulley	3.25
4543	Belt	4.25
4628	Motor Mount D.C.	1.95
4674	Tie-Down Screw	.15
4676	Motor Bracket Screw	.15
4677	Screw	.25
4679	Diaphragm Screw	.50
4681	Motor Nut	.10
4684	Screw	.10
4917	Screw	.10
5146	Motor (Kit #202) 12-volt	14.50
	32-volt	19.00
5147-L	Motor (Kit #208) 12-volt	17.00
	32-volt	19.00
5147-S	Motor (Kit #201) 12-volt	17.00
	32-volt	19.00
5148	Motor (Kit #200) 12-volt	17.00
	32-volt	19.00
5168	Eccentric Screw	.10
5196	Diaphragm (Kit #16)	3.50
5209	Pulley	3.50
5212	Diaphragm Plate	.60
5223	Belt	4.25
5242	Screw	.10
5243	Screw	.10
5256	Brace	.25
5260	Intake Valve Assy.	
5261	Discharge Valve Assy. (Kit #4)	2.25
5352	Eccentric	1.50
5432	Vibration Pad	.35
5434	Connection Rod Cover	.25
5445	Thrust Washer	.10
5452	Motor Mount	3.00
5454	Diaphragm Ring	4.50
5456	Diaphragm (Kit #15)	1.75
5457	Connecting Rod	1.90
5464	Connecting Rod Screw	.30
5465	Connecting Rod Assembly	6.00
5479	Diaphragm Plate	.50
5173-1	Diaphragm Ring	3.25
5497-1	Diaphragm Ring	3.00
5501	Tie-down Screw	.15
5502	Diaphragm Screw	.15
5503	Diaphragm Plate	.50
5508	Screw	.10
5597	Pulsation Dampener	2.50
5618	Screw	.10
5620	Base Assembly Model 6950-J	10.50
5620-2	Base Assembly Model 6955-J	10.50
5623	Bottom Cap	3.75

5625	Base Assembly Model 6800-J	11.50
5625-2	Base Assembly Model 6850-J	11.50
5627	Pulsation Dampener	1.75
5628	Bottom Plate	1.00
5647	A.C. Motor 115 Volts	70.00
5648	Capacitor for 5647 Motor	3.15
5649	Relay for 5647 Motor	6.30
5660-C	Pressure Switch	12.75
5661	Motor Adaptor for 5647 Motor	2.75
5670-C	Pressure Switch	12.75
5671	Box for Capacitor and Relay	2.25
5675-C	Dry Tank Switch	12.75
5680-C	Pressure Switch	12.75
5686	Bottom Plate	1.00
5689	Jack Shaft Assy.	14.00
5690	Jack Shaft Assy.	14.00
5692	Jack Shaft Assy.	14.00

IMPORTANT!

WHEN ORDERING REPAIR PARTS, ALWAYS GIVE THE FOLLOWING:

1. PUMP No.
2. SERIAL No
3. PART No.
4. PART NAME

ON EACH ELECTRIC PUMP

INTERIOR LIGHTING

ILLUSTRATION FOR 12 VOLT SYSTEM

